

# SKKD 15, SKKE 15



SEMIPACK<sup>®</sup> 0

## Rectifier Diode Modules

SKKD 15  
SKKE 15

### Features

- Heat transfer through aluminium oxide ceramic isolated metal baseplate
- Hard soldered joints for high reliability
- UL recognized, file no. E 63 532


### Typical Applications\*

- Non-controllable rectifiers for AC/AC converters
- Line rectifiers for transistorized AC motor controllers
- Field supply for DC motors
- SKKE: Free-wheeling diodes

1) SKKD types only

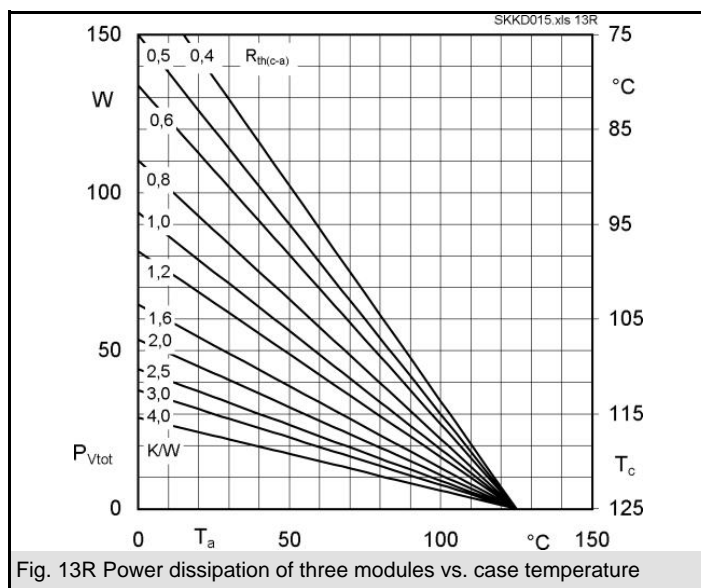
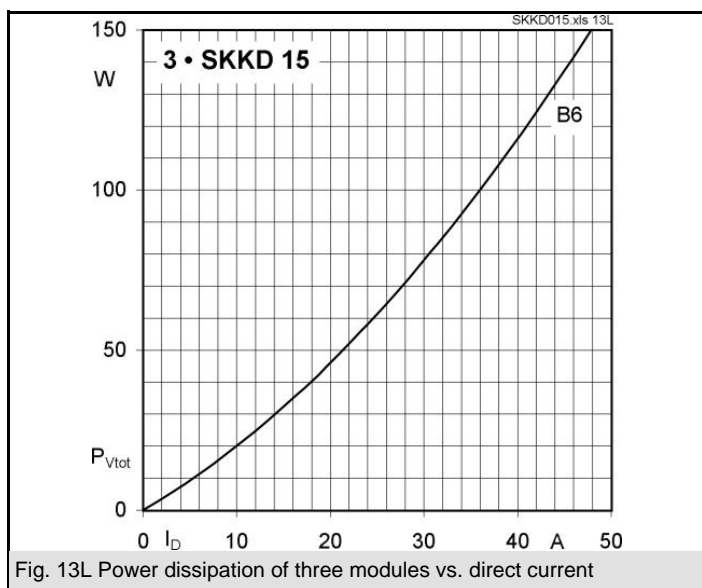
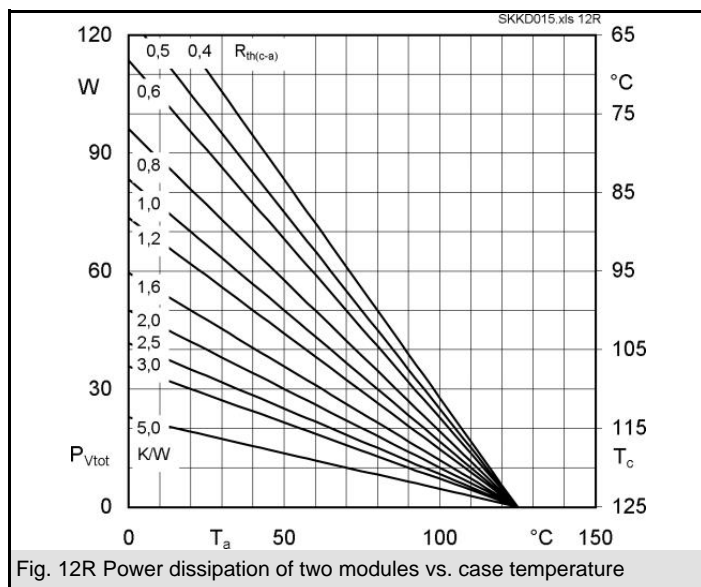
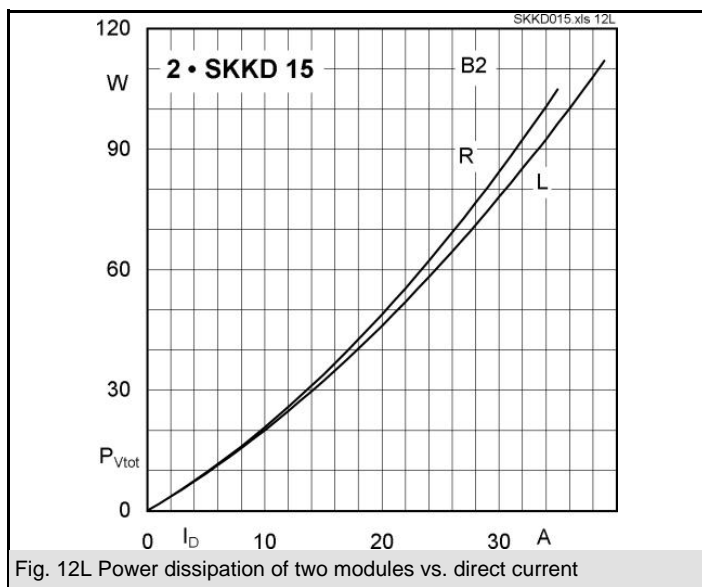
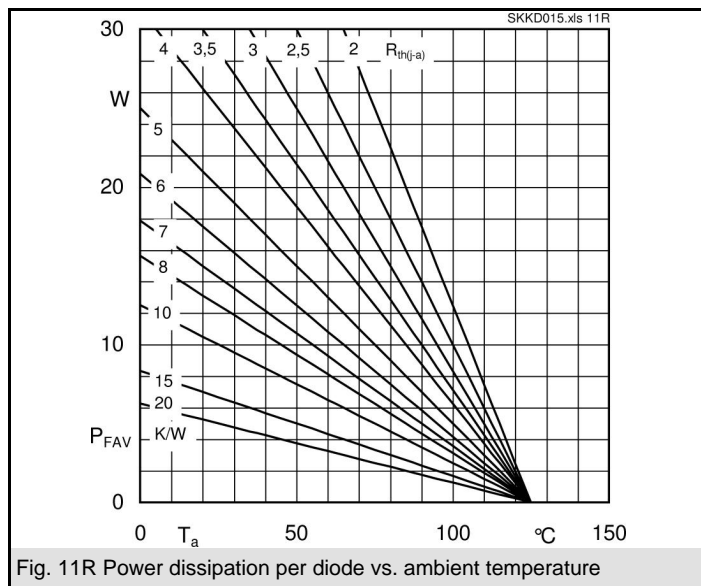
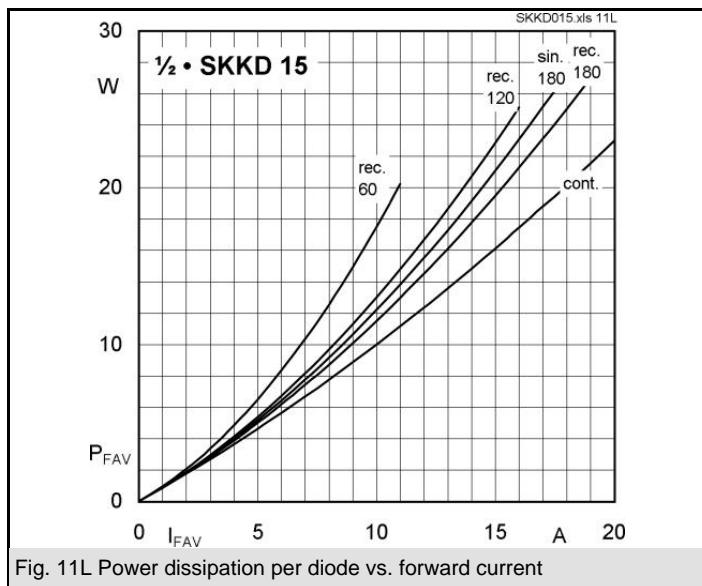
$V_{RSM}$ V	$V_{RRM}$ V	$I_{FRMS} = 24\text{ A}$ (maximum value for continuous operation) $I_{FAV} = 15\text{ A}$ (sin. 180; $T_c = 82\text{ °C}$ )		
700	600	SKKD 15/06	SKKE 15/06	
900	800	SKKD 15/08	SKKE 15/08	
1300	1200	SKKD 15/12	SKKE 15/12	
1500	1400	SKKD 15/14	SKKE 15/14	
1700	1600	SKKD 15/16	SKKE 15/16	

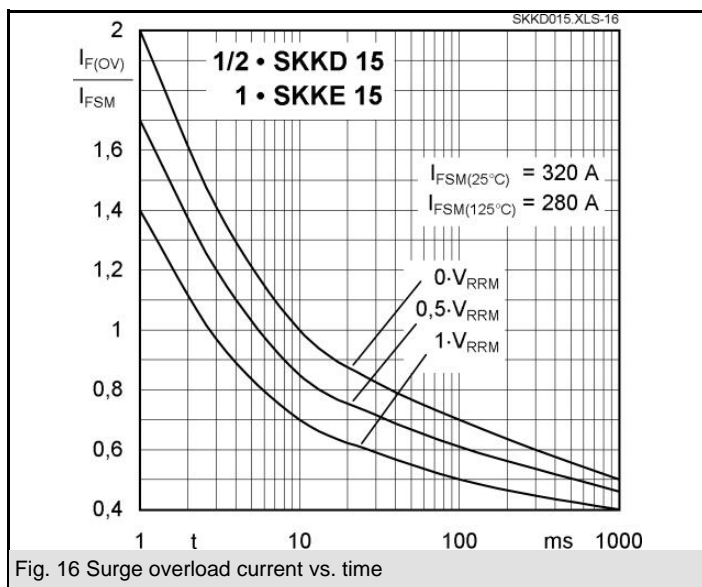
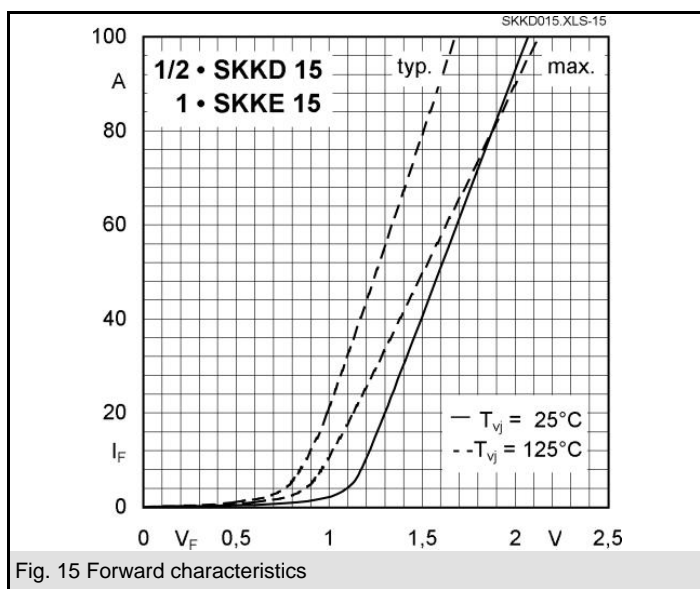
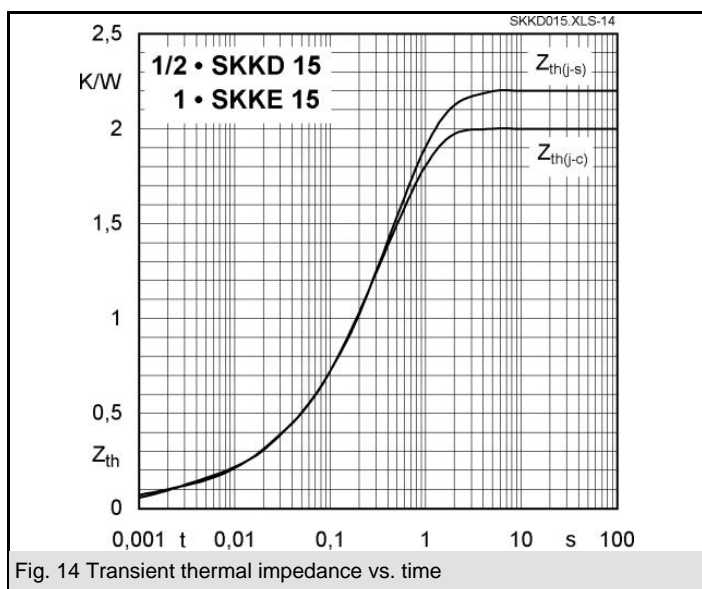
Symbol	Conditions	Values	Units
$I_{FAV}$	sin. 180; $T_c = 85\text{ (100) °C}$	14 (10)	A
$I_D$	P13A/125; $T_a = 45\text{ °C}$ ; B2 / B6	18 / 22,5	A
$I_{FSM}$	$T_{vj} = 25\text{ °C}$ ; 10 ms $T_{vj} = 125\text{ °C}$ ; 10 ms	320 280	A
$i^2t$	$T_{vj} = 25\text{ °C}$ ; 8,3 ... 10 ms $T_{vj} = 125\text{ °C}$ ; 8,3 ... 10 ms	510 390	A <sup>2</sup> s A <sup>2</sup> s
$V_F$	$T_{vj} = 25\text{ °C}$ ; $I_F = 75\text{ A}$	max. 1,85	V
$V_{(TO)}$	$T_{vj} = 125\text{ °C}$	max. 0,85	V
$r_T$	$T_{vj} = 125\text{ °C}$	max. 15	mΩ
$I_{RD}$	$T_{vj} = 125\text{ °C}$ ; $V_{RD} = V_{RRM}$	max. 2,5	mA
$R_{th(j-c)}$	per diode / per module <sup>1)</sup>	2 / 1	K/W
$R_{th(c-s)}$	per diode / per module <sup>1)</sup>	0,2 / 0,1	K/W
$T_{vj}$		- 40 ... + 125	°C
$T_{stg}$		- 40 ... + 125	°C
$V_{isol}$	a. c. 50 Hz; r.m.s.; 1 s / 1 min.	3600 / 3000	V~
$M_s$	to heatsink	1,5 ± 15 %	Nm
$a$		5 * 9,81	m/s <sup>2</sup>
$m$	approx.	50	g
Case	SKKD SKKE	A 3 A 4	

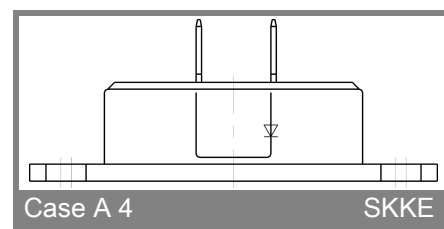
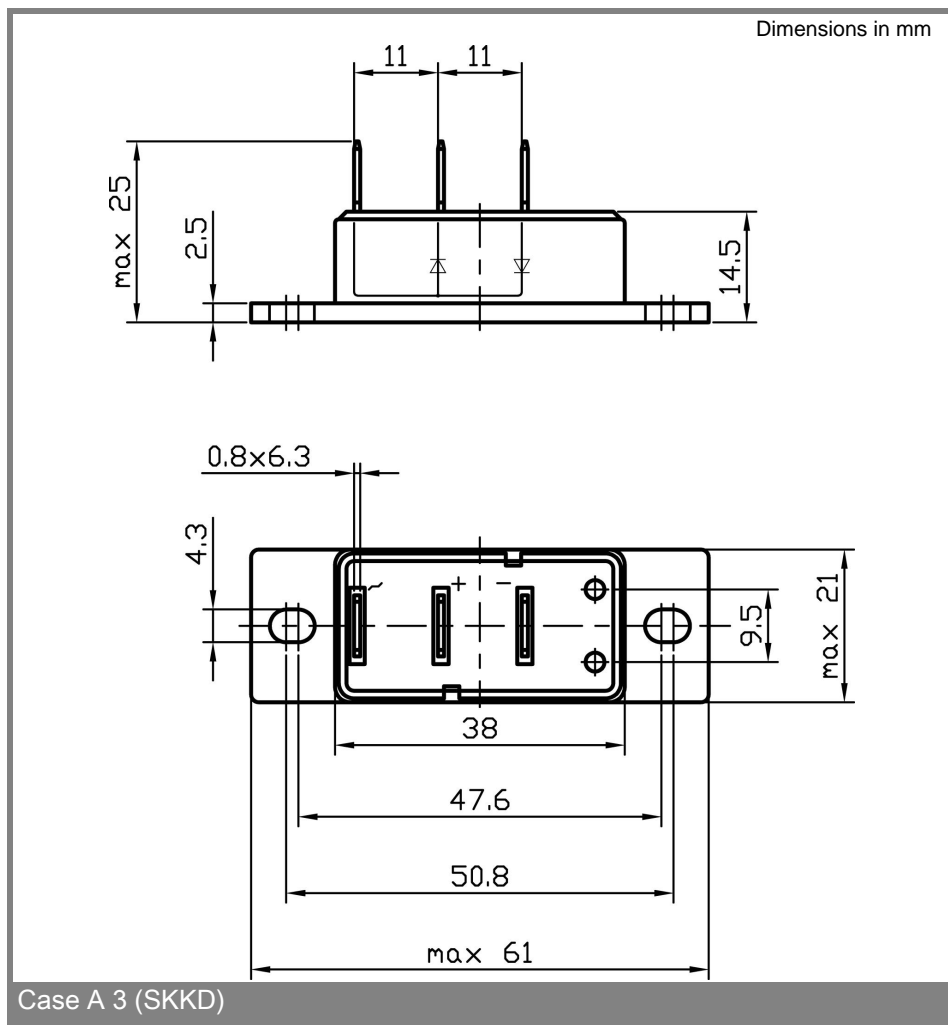


SKKD

SKKE







\* The specifications of our components may not be considered as an assurance of component characteristics. Components have to be tested for the respective application. Adjustments may be necessary. The use of SEMIKRON products in life support appliances and systems is subject to prior specification and written approval by SEMIKRON. We therefore strongly recommend prior consultation of our personal.